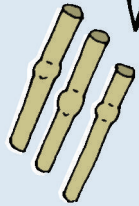


# How to make an insect hotel



## the express way!

### What you need:



- hollow plant stems, like bamboo canes



- twigs and sticks



- string


- 1 Collect handfuls of stems, twigs and sticks.
- 2 Tie the bundles quite tightly in two places.

- 3 Post into a hedge / bush or hang in a sheltered place.

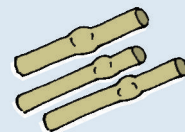


## the deluxe way!

### What you need:



- Small logs or untreated timber




- hollow plant stems, like bamboo canes

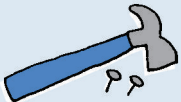


- twigs and sticks

### An adult to help with tools:




- woodsaw



- nails and hammer or screwdriver and wood screws



- drill and 5mm wood bit



- 1 Make a wooden frame, fixing the wood with screws or nails.
- 2 Fill the frame with stems, twigs and sticks.
- 3 Fix a wire loop to the back of the frame and hang somewhere sheltered.

